60 mm

80 mm

P1 Pro

使用说明书

配件清单

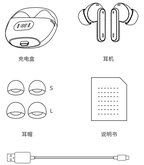

使用注意

使用产品前请仔细阅读本说明书，并妥善保管。

- 如果水机在这有汗水等而变得潮湿的情况下进行充电，端子将受到腐蚀。充电前，用干的软布擦去本机上所有水分，并在室温下自然干燥后再进行充电。

- 请洗裤子、衬衫等衣物时，切勿将本机遗忘在衣物口袋中。

温馨提示

▲当遇到一只耳机不工作的情况,因耳机不主动配对。

解决办法:
第一步：关闭手机蓝牙。

第二步：将两只耳机放回充电仓，并关闭上盖。

第三步：将二只耳机同时拿出来放在桌子上，等待15秒自动配对。

产品外观简介

产品使用

- 使用原装充电线充电，严禁快充。
- 首次使用前，请将耳机放回充电盒并合上，连接Type-C线缆充电。
- 使用Type-C给充电仓充电时，数码屏电量个位数闪，充满时长亮。
- 耳机充电时，充电盒对应的指示灯闪烁，充满后熄灯全部熄灭。

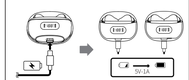

开机
1.充电仓开盖耳机自动开机2.关机状态下，长按3秒左右耳部开机。

关机
1.放入充电仓合盖即关机 2.长按3秒左右耳部关机。

蓝牙配对

将耳机取出然后打开手机，连接蓝牙名"P1 Pro"。(清除配对：开机状态下快速点击您第一边的，耳机关机。重启后就变了历史配对信息。)

如何佩戴
将耳机取出塞入耳内,轻微摆动，以获得最佳的贴合度和舒适度。

L耳机操作

R耳机操作

电话接听

耳机充电
如耳机在使用过程中，提示电量不足，请放入充电盒中充电。

产品规格

- 蓝牙版本： 5.3
- 通话时间：4小时(音量50%)
- 待机时间： 180天
- 耳机充电时间： 1.5小时
- 耳机电池容量： 33mAh
- 充电电压： DC 5V
- 信号距离： 10-15米
- 听歌时间：6.5小时(音量50%)
- 频率响应： 20-20000Hz
- 底充电池容量： 300mAh

安全信息

在使用耳机前请仔细阅读本说明书，并妥善保管。

- 请勿使用耳机时音量调高或通话时，建议使用音乐或通话所需的最小音量，以免损伤听力。
- 长时间佩戴音量可能会导致永久性听力损伤。
- 驾车时佩戴耳音量可能会分散注意力,从而导致事故。

操作环境

- 请勿在水、潮湿、易腐蚀或易动摇的地方使用设备，以免引起设备内部电路故障。
- 请勿设置时、潮湿高浓度酸碱或腐蚀性的环境，如桑拿房、蒸汽房等。
- 请勿在雷雨天气使用本设备，雷雨天气可能会导致设备故障或电击危险。
- 请在温度-10℃~45℃范围内使用本设备，并在温度-40℃ ~ 75℃范围内存放设备及配件。
- 当环境温度过高或过低时，可能会引起设备故障。
  当温度低于5℃时，电池的性能会受到限制。
- 请勿将设备放置在阳光直照的地方,阳气等区热度很高的地。
- 请勿将设备放在热源或爆炸品,像加热器、电炉灶、烤箱、热水器、炉火、蜡烛或其他可能产生高温的地方。
- 请勿将本机与其他家用电器或重型设备所用或者热声器同过，以免使其电器同等。
  并防止碰撞。

儿童健康

- 本设备及其配件可能包含一些小零件，请将设备及其配件放置在儿童接触不到的地方。
  以避免吞咽或窒息事故的发生。
- 本设备并非玩具，儿童应在成人监护下使用本设备。

电池安全

- 请勿拆解或改装电池，插入异物，或浸入水或其它液体中，以免引起电池漏液、过热、起火或爆炸。
- 请勿跌落、挤压或穿刺电池，避免让电池遭受外部大的压力，从而导致电池内部短路和过热。
- 本设备配有不可拆装的内置电池，请勿自行更换电池，以免损坏电池或设备。
- 佩戴过程或正常使用，不可将电池作为生活垃圾处理，那电池会慢不当可能会导致爆炸。

充电器安全

- 设备充电时，电源插座应安装在设备附近并只用于触及。
- 长充电完毕或者不充电时，请断开充电器与设备的连接并从电源插座上拔掉充电器。

注意事项

1. 耳机佩带技巧不佳通过耳环下，避免勾当，水汽，雾汽，潮湿和灰尘等侵蚀，以免影响产品质量。
2. 避免使用刺激的毛机清除设备和这些或过的物品清洁耳机。
3. 耳机佩带刚更正佩戴初的使用，注意使用环境环境和的影响，为保证连接顺畅。
   建议开机耳机之间的距离在10米范围内。
4. 如耳机有连接手上或通讯手等等其他问题，请先检查耳机本体及配件，若均不予响应。
5. 经常充电电，请选用规的充电宝电器本公司指定的符合要求的充电器。
6. 为保证您正常使用耳机，请解决耳机的电量在足，并使用USB类源连接的长产品充电。

60 mm

80 mm

P1 Pro

User Manual

Accessories

Usage tips

Please read this manual carefully before using.

- Charge the earphone while it is wet with sweat, etc., the charging terminals will be corroded.Pls wipe off moisture with a dry soft cloth, and let it dry naturally before recharging.

- Don't leave the earphone in the pocket when washing clothes such as pants, shirts, etc.

Tips

▲When one earphone does not work(earphones don`t have actively pairing function).

Solution:
Step 1: Turn off your mobile's Bluetooth.

Step 2: Put the two earphones back into the charging case and close the lid.

Step 3: Take out the two earphones and place them on the table at the same time, wait for 15s to pair automatically.

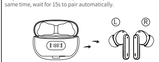

Product Details

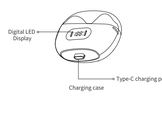

Product Usage

▲Use the original charging cable to charge.Fast charging are prohibited
▲Charge the charging case firstly before using earphones for first time.

- When the charging case under charging, the digital LED screen shows the power status with light flashes. The light will stay on when fully charged.
- When earphones under charging, the screen light on the corresponding side of charging case flashes and all lights will be off when fully charged.

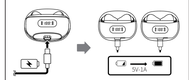

Power on
1. Open the lid of the case , earbuds will power on automatically.
2. In power off state, long press two earbuds for 3 seconds to power on.

Power off
1.Put the earbuds into the case then close,the earbuds will power off.
2.Long press two earbuds for 5 seconds to power off.

Bluetooth Pairing

Take out earphones and search "P1 Pro" on your mobile to connect.(Clear pairing: Quickly 5-click any side in the power on state, the headset will be turned off. After restarting, the pairing history information is cleared.)

How to Wear
Take the earphones out and put them in the ears, and wiggle them slightly for the best fit and comfort.

Left Earphone Function

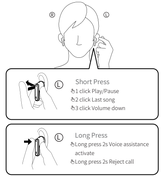

Right Earphone Function

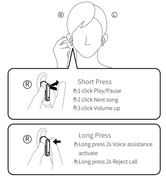

Call Function

Earphone charging
Put the earphone into the charging case to charge when it indicates low power.

Product Specification

- Bluetooth Version: V5.3
- Talk time: 4H(16H with case)
- Stand-by time: 180 days
- Charging time: 1.5H
- Battery capacity: 33 mAh
- Charging-voltage: DC 5V
- Transmission distance: 10m -15m
- Music playtime: 6.5H(16H with case)
- Frequency Response: 20-20000 Hz
- Charging case battery: 300 mAh

Safety Information

Before using and operating the earphones, please read and follow the below precautions to ensure the best performance of it and to avoid dangerous or illegal situations.

Hearing Loss

- Listening to sound at high volume may permanently damage your hearing.
  When you use earphones to listen to music or calls, it is recommended to use the minimum volume required for music or calls to avoid hurting your hearing.
- Exposure to high-level volume while driving, driving attention may be distracted and cause accidents.

Operating environment

- Do not use the device in dusty, sharp, compact or near magnetic fields to avoid failure of the internal circuit of the device.
- When installing the device, please keep away from strong magnetic fields or electrical appliances with strong magnetic fields, such as ovens and refrigerators.
- Do not use the device in thunderstorm weather. Thunderstorm weather may cause equipment failure or electric shock hazard.
- Please use the device within a temperature range of -10 ° C ~ 55 ° C, and store the device and its accessories within a temperature range of -40C ~ + 70 ° C. When the ambient temperature is too high or too low, it may cause device function failure. When the temperature is below 5 ° C, the performance of the battery is limited.
- Do not place the device in direct sunlight, such as the dashboard or window sill of a car. Do not place the device in a place with a high temperature, such as near an electric heater, oven, water heaters, stoves, candles, or other places that may generate high temperatures.
- Do not place sharp metal objects such as pins near the device's earpiece or speaker, otherwise the metal objects may adhere and cause injury to you.

Child health

- This device and its accessories may contain some small parts. Keep the device and its accessories in a place out of children's reach. Children may inadvertently damage the device and its accessories, or swallow small parts, causing suffocation or other hazards.

- This device is not a toy, children should use this device under adult supervision.

Battery safety

- Do not disassemble or modify the battery, or immerse in water or other liquids, to avoid battery leakage, excessive, fire or explosion.
- Do not drop, crush or puncture the battery. It can cause internal short circuits and overheating.
- This device is equipped with a non-removable built-in battery.
- Do not replace the battery yourself to avoid damage to the battery or device.

Charger safety

- When charging the device, the power socket should be installed near the device and should be easily accessible.
- When charging is completed or not charging, disconnect the charger from the device and unplug the charger from the power outlet.

Precautions

1. The earphones should be stored in a dry/ventilated environment and avoid contacting with oil, water vapor, steam, moisture and dust to prevent the performance of the product.
2. Avoid using harsh organic solvents or items containing these ingredients to clean the earphones.
3. The earphones should be used correctly according to the requirements, and pay attention to the effect of the environment on the product. Make sure the connection is smooth and recommend a distance between them within 10 meters.
4. If the earphone failed to connect or with poorly connection, please do not dismantle them or the accessories privately. Otherwise no warranty.
5. When charging the earphones, please use the standard car charger or the charger specified by our company.
6. To ensure the normal use of the earphones, please make sure they are fully charged.

说明书	
材　质	105克 双铜版纸
尺　寸	60*80MM