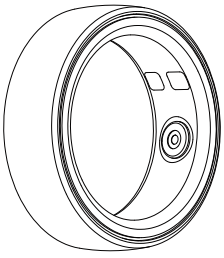
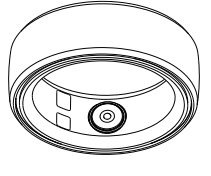
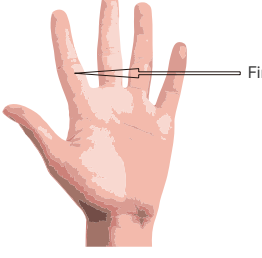
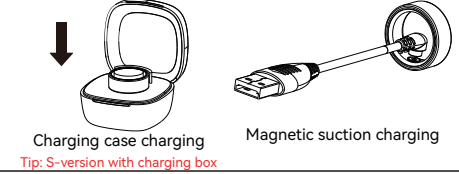

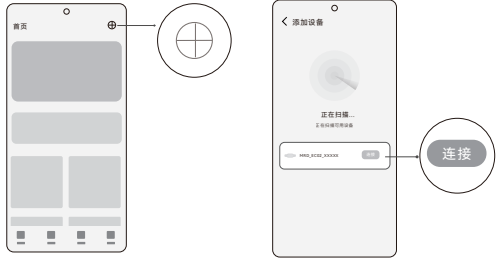
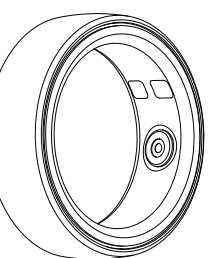
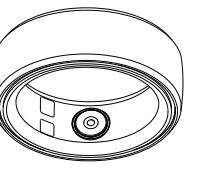
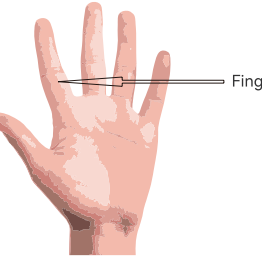
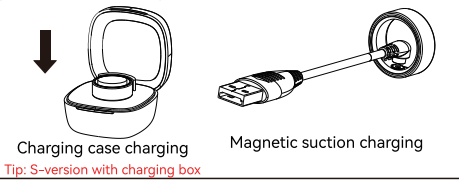

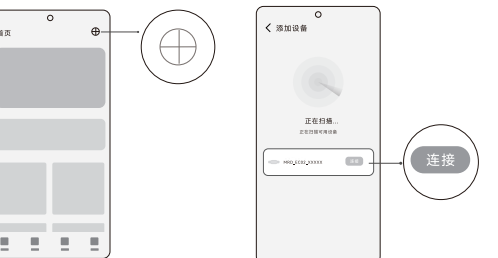


<div>健康智能戒指</div> <div></div> <div>用户手册</div>	<div>产品介绍</div> <div>本设备产生的数据仅供参考，不作为任何预防、诊断、治疗疾病的凭证 若您对健康问题有任何疑问，请咨询专业医师</div> <div><div><div>心率</div><div>血氧</div><div>血压</div><div>睡眠</div><div>卡路里</div><div>计步</div><div>手势控制</div><div>防水等级</div><div>健康监测</div></div></div>	<div>佩戴</div> <div>佩戴方式：将戒指心率灯紧贴指腹佩戴</div> <div><div><div>心率灯</div><div>指腹</div></div></div>	<div>充电与激活</div> <div>1.充电激活 - 首次使用时，请将设备充电激活。 - 若在APP上将设备恢复出厂设置，需重新激活。</div> <div>戒指充电： 1.使用配套的充电线连接电源和戒指。 2.充电时红灯常亮，充电完成绿灯常亮 3.充电时间：60分钟 4.电量查看：APP-设备页面连接戒指可查看电量</div> <div><div><div>充电盒充电 (提示:3款配送充电盒)</div><div>磁吸线充电</div></div></div>	<div>APP下载</div> <div>手机扫描二维码或在应用商店/应用宝/浏览器搜索下载APP</div> <div></div>	<div>配对</div> <div>进入App首页，点击右上角“⊕”，将手机靠近设备，App自动扫描设备。 扫描到设备后点击“连接”，根据界面提示，成功添加设备，并进入设备控制界面。</div> <div></div>	<div>功能介绍</div> <div>1.首页： 日常活动、运动记录、心率、血压、血氧、压力、手势控制、体感游戏等功能。</div> <div>2.运动： 多种运动模式可选择，可选中不同设备进行运动。</div> <div>3.设备： 在此配对设备，并进行健康设置、功能设置、遥控拍照、第三方接入、固件更新等。</div> <div>4.我的： 填写个人资料、管理账户、进行权限管理、设置心率区间等。</div>	<div>规格参数</div> <div>1.储存容量：建议每天连接APP同步数据，具体根据使用类型和频率而定</div> <div>2.产品重量：约6.8g</div> <div>3.电池容量：18mAh</div> <div>4.电池使用时长：6.5天</div> <div>5.蓝牙版本：5.1</div> <div>6.蓝牙范围：3-5m</div> <div>7.防水级别：IP68</div>	<div>常见问题与免责声明</div> <div>常见问题</div> <div>1.无法连接蓝牙 请确保APP的蓝牙与定位权限已打开，并保持戒指电量充足。</div> <div>2.数据不准确 请按照说明书指示正确佩戴戒指，并确保戒指内传感器与手指指腹接触紧密。</div> <div>3.无法找到戒指 戒指只能连接一个设备，若无法找到，请确认戒指是否与手机蓝牙或其它设备连接，若已连接，请断开连接后使用APP重新连接戒指。</div> <div>免责声明</div> <div>1.正常磨损及损坏，包括刮痕和凹痕。</div> <div>2.产品包含的消耗性零部件，如电池。</div> <div>3.未经授权，更改、维修产品造成的损坏。</div> <div>4.火灾、雷电、洪灾等不可抗力造成的损坏。</div> <div>5.未按照说明书使用产品造成的损坏。</div>
--	---	--	--	---	---	--	--	---

<div>Healthy Smart Ring</div> <div></div> <div>User manual</div>	<div>Product Introduction</div> <div>The data generated by this device is for reference only and does not serve as evidence for any prevention, diagnosis, or treatment of diseases.If you have any questions about your health, please consult a professional physician.</div> <div><div><div>Heart rate</div><div>Blood oxygen</div><div>Blood pressure</div><div>Calorie</div><div>Somatosensory games</div><div>Step counting</div><div>Gesture control</div><div>Waterproof level</div><div>Sleep</div></div></div>	<div>Wearing</div> <div>Wearing method: Place the ring heart rate light indicator tightly against the finger-pulp and wear it.</div> <div><div><div>Heart rate light</div><div>Finger-pulp</div></div></div>	<div>Charging and activation</div> <div>Charging activation: - When using it for the first time, please activate the device by charging it. - If the device is restored to factory settings on the APP, it needs to be reactivated.</div> <div>Ring charging: 1.Use the matching charging cable to connect the power supply and ring. 2.The red light remains on during charging, and the green light remains on after charging is completed. 3.Charging time: 60min 4.Electricity level view: APP - device page can be connected to the ring to view the electricity level.</div> <div><div><div>Charging case charging Tip: S-version with charging box</div><div>Magnetic suction charging</div></div></div>	<div>App download</div> <div>Scan the QR code on your phone or search and download the app from the app store.</div> <div></div>	<div>Pairs</div> <div>Enter the app homepage, click on the upper right corner"⊕", bring your phone closer to the device, and the app will automatically scan the device. After scanning the device, click "Connect" and follow the interface prompts to successfully add the device and enter the device control interface.</div> <div></div>	<div>Function Introduction</div> <div>1.Home page: Daily activities, exercise records, heart rate, sleep, blood oxygen, blood pressure, pressure, gesture control, somatosensory games.</div> <div>2.Sport: Multiple sports modes to choose from, can be selected different devices exercise blood pressure, blood sugar, and other functions.</div> <div>3.Device: Pair devices here, and carry out health settings, feature settings, remote photography, third-party access, firmware updates, etc.</div> <div>4.My: Fill in personal information, manage accounts, carry out permission management, set heart rate intervals, etc.</div>	<div>Specification parameters</div> <div>1.Storage capacity: It is recommended to connect to the app every day to synchronize data, depending on the type and frequency of use.</div> <div>2.Product Weight: About 6.8g</div> <div>3.Battery capacity: 18mAh</div> <div>4.Battery life: 6.5 days</div> <div>5.Bluetooth version: 5.1</div> <div>6.Bluetooth range: 3-5m</div> <div>7.Waterproof rating: IP68</div>	<div>Frequently Asked Questions and Disclaimer</div> <div>Frequently Asked Questions</div> <div>1.Unable to connect to Bluetooth Please ensure that the Bluetooth and location permissions of the app are turned on, and keep the ring fully charged.</div> <div>2.Inaccurate data Please wear the ring correctly according to instructions in manual and ensure that the sensor inside ring is in close contact with finger-pulp.</div> <div>3.Unable to find the ring The ring can only be connected to one device, if you can't find it, please confirm whether the ring is blue with your phone.If it is connected, please disconnect it and use the APP to reconnect Ring.</div> <div>Disclaimer</div> <div>1.Normal wear and damage, including scratches and dents.</div> <div>2.Consumable components included in the product, such as batteries.</div> <div>3.Unauthorized changes or repair of products resulting in damage.</div> <div>4.Damage caused by force majeure such as fire, lightning, floods, etc.</div> <div>5.Damage caused by failure to use the product according to the instructions.</div>
---	---	--	--	---	---	--	--	---

<div>健康智能戒指</div> <div></div> <div>用户手册</div>	<div>产品介绍</div> <div>本设备产生的数据仅供参考，不作为任何预防、诊断、治疗疾病的凭证 若您对健康问题有任何疑问，请咨询专业医师</div> <div><div><div>心率</div><div>血氧</div><div>血压</div><div>睡眠</div><div>卡路里</div><div>计步</div><div>手势控制</div><div>防水等级</div><div>健康监测</div></div></div>	<div>佩戴</div> <div>佩戴方式：将戒指心率灯紧贴指腹佩戴</div> <div><div><div>心率灯</div><div>指腹</div></div></div>	<div>充电与激活</div> <div>1.充电激活 - 首次使用时，请将设备充电激活。 - 若在APP上将设备恢复出厂设置，需重新激活。</div> <div>戒指充电： 1.使用配套的充电线连接电源和戒指。 2.充电时红灯常亮，充电完成绿灯常亮 3.充电时间：60分钟 4.电量查看：APP-设备页面连接戒指可查看电量</div> <div><div><div>充电盒充电 (提示:3款配送充电盒)</div><div>磁吸线充电</div></div></div>	<div>APP下载</div> <div>手机扫描二维码或在应用商店/应用宝/浏览器搜索下载APP</div> <div></div>	<div>配对</div> <div>进入App首页，点击右上角“⊕”，将手机靠近设备，App自动扫描设备。 扫描到设备后点击“连接”，根据界面提示，成功添加设备，并进入设备控制界面。</div> <div></div>	<div>功能介绍</div> <div>1.首页： 日常活动、运动记录、心率、血压、血氧、压力、手势控制、体感游戏等功能。</div> <div>2.运动： 多种运动模式可选择，可选中不同设备进行运动。</div> <div>3.设备： 在此配对设备，并进行健康设置、功能设置、遥控拍照、第三方接入、固件更新等。</div> <div>4.我的： 填写个人资料、管理账户、进行权限管理、设置心率区间等。</div>	<div>规格参数</div> <div>1.储存容量：建议每天连接APP同步数据，具体根据使用类型和频率而定</div> <div>2.产品重量：约6.8g</div> <div>3.电池容量：18mAh</div> <div>4.电池使用时长：6.5天</div> <div>5.蓝牙版本：5.1</div> <div>6.蓝牙范围：3-5m</div> <div>7.防水级别：IP68</div>	<div>常见问题与免责声明</div> <div>常见问题</div> <div>1.无法连接蓝牙 请确保APP的蓝牙与定位权限已打开，并保持戒指电量充足。</div> <div>2.数据不准确 请按照说明书指示正确佩戴戒指，并确保戒指内传感器与手指指腹接触紧密。</div> <div>3.无法找到戒指 戒指只能连接一个设备，若无法找到，请确认戒指是否与手机蓝牙或其它设备连接，若已连接，请断开连接后使用APP重新连接戒指。</div> <div>免责声明</div> <div>1.正常磨损及损坏，包括刮痕和凹痕。</div> <div>2.产品包含的消耗性零部件，如电池。</div> <div>3.未经授权，更改、维修产品造成的损坏。</div> <div>4.火灾、雷电、洪灾等不可抗力造成的损坏。</div> <div>5.未按照说明书使用产品造成的损坏。</div>
---	--	--	--	--	---	--	--	---

<div>Healthy Smart Ring</div> <div></div> <div>User manual</div>	<div>Product Introduction</div> <div>The data generated by this device is for reference only and does not serve as evidence for any prevention, diagnosis, or treatment of diseases.If you have any questions about your health, please consult a professional physician.</div> <div><div><div>Heart rate</div><div>Blood oxygen</div><div>Blood pressure</div><div>Calorie</div><div>Somatosensory games</div><div>Step counting</div><div>Gesture control</div><div>Waterproof level</div><div>Sleep</div></div></div>	<div>Wearing</div> <div>Wearing method: Place the ring heart rate light indicator tightly against the finger-pulp and wear it.</div> <div><div><div>Heart rate light</div><div>Finger-pulp</div></div></div>	<div>Charging and activation</div> <div>Charging activation: - When using it for the first time, please activate the device by charging it. - If the device is restored to factory settings on the APP, it needs to be reactivated.</div> <div>Ring charging: 1.Use the matching charging cable to connect the power supply and ring. 2.The red light remains on during charging, and the green light remains on after charging is completed. 3.Charging time: 60min 4.Electricity level view: APP - device page can be connected to the ring to view the electricity level.</div> <div><div><div>Charging case charging Tip: S-version with charging box</div><div>Magnetic suction charging</div></div></div>	<div>App download</div> <div>Scan the QR code on your phone or search and download the app from the app store.</div> <div></div>	<div>Pairs</div> <div>Enter the app homepage, click on the upper right corner"⊕", bring your phone closer to the device, and the app will automatically scan the device. After scanning the device, click "Connect" and follow the interface prompts to successfully add the device and enter the device control interface.</div> <div></div>	<div>Function Introduction</div> <div>1.Home page: Daily activities, exercise records, heart rate, sleep, blood oxygen, blood pressure, pressure, gesture control, somatosensory games.</div> <div>2.Sport: Multiple sports modes to choose from, can be selected different devices exercise blood pressure, blood sugar, and other functions.</div> <div>3.Device: Pair devices here, and carry out health settings, feature settings, remote photography, third-party access, firmware updates, etc.</div> <div>4.My: Fill in personal information, manage accounts, carry out permission management, set heart rate intervals, etc.</div>	<div>Specification parameters</div> <div>1.Storage capacity: It is recommended to connect to the app every day to synchronize data, depending on the type and frequency of use.</div> <div>2.Product Weight: About 6.8g</div> <div>3.Battery capacity: 18mAh</div> <div>4.Battery life: 6.5 days</div> <div>5.Bluetooth version: 5.1</div> <div>6.Bluetooth range: 3-5m</div> <div>7.Waterproof rating: IP68</div>	<div>Frequently Asked Questions and Disclaimer</div> <div>Frequently Asked Questions</div> <div>1.Unable to connect to Bluetooth Please ensure that the Bluetooth and location permissions of the app are turned on, and keep the ring fully charged.</div> <div>2.Inaccurate data Please wear the ring correctly according to instructions in manual and ensure that the sensor inside ring is in close contact with finger-pulp.</div> <div>3.Unable to find the ring The ring can only be connected to one device, if you can't find it, please confirm whether the ring is blue with your phone.If it is connected, please disconnect it and use the APP to reconnect Ring.</div> <div>Disclaimer</div> <div>1.Normal wear and damage, including scratches and dents.</div> <div>2.Consumable components included in the product, such as batteries.</div> <div>3.Unauthorized changes or repair of products resulting in damage.</div> <div>4.Damage caused by force majeure such as fire, lightning, floods, etc.</div> <div>5.Damage caused by failure to use the product according to the instructions.</div>
---	---	--	--	---	---	--	--	---

已转曲